

# Intercultural Reflection on Teaching (IntRef)

Workshop for Educational Developers  
Spring 2020

Durham University, UK



UNIVERSITÀ  
DEGLI STUDI  
DI PADOVA



# Information about the workshop and the project

## Introduction to the online workshop



UNIVERSITÀ  
DEGLI STUDI  
DI PADOVA



# Workshop in the times of the Coronavirus

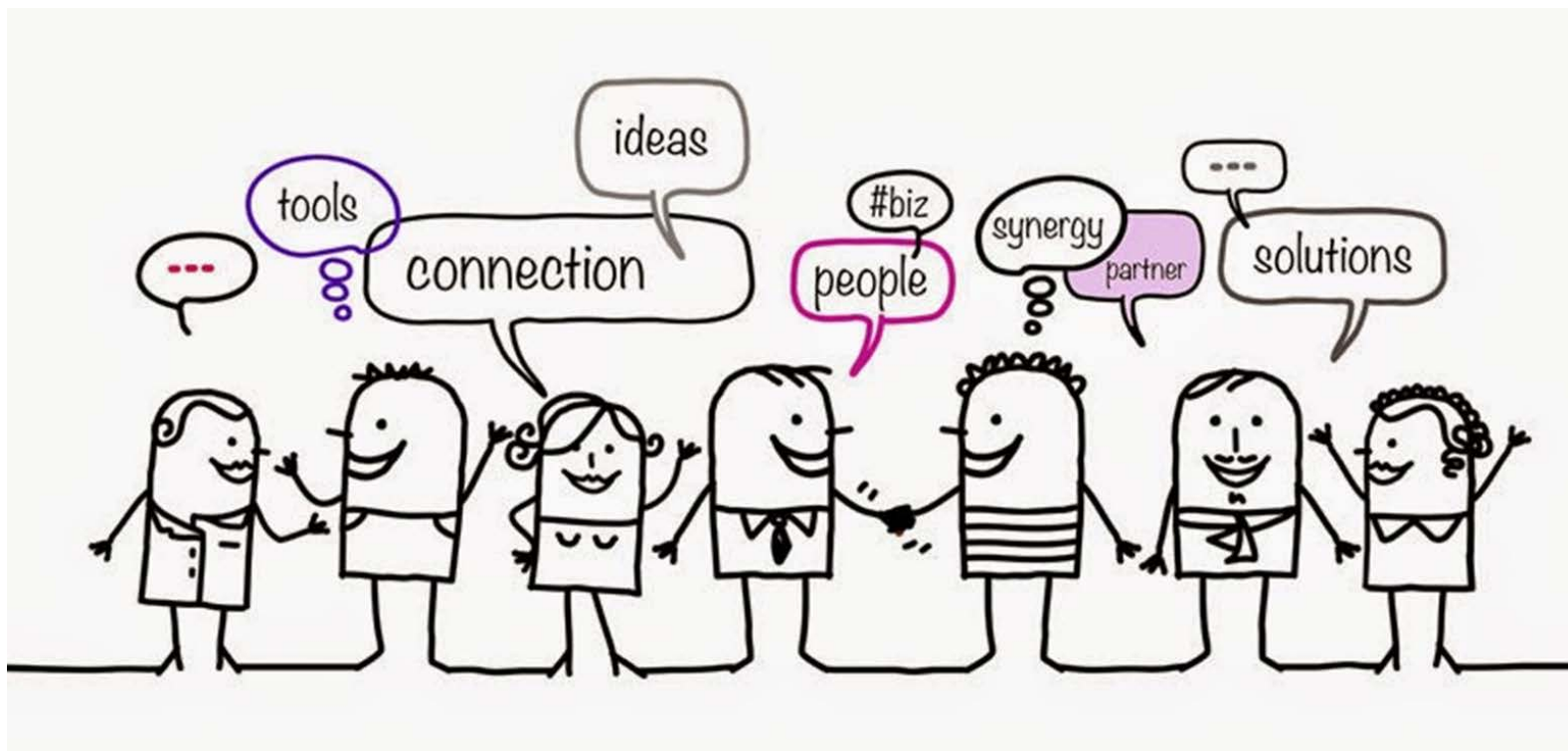
Online

This powerpoint =  
Step-by-step guide to  
workshop

Please be patient with us!



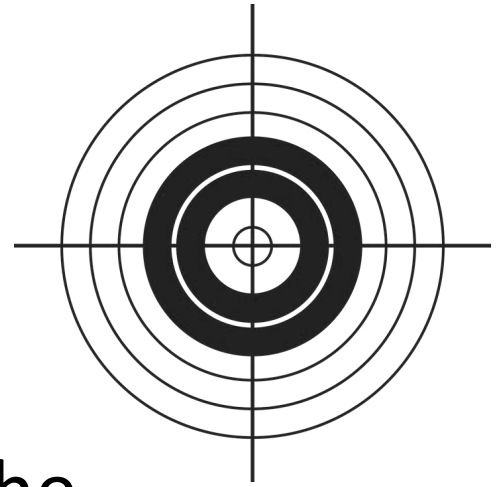
# Workshop aim: Join our experiment!



Collaborate with us in using and developing the methods for  
intercultural reflection on teaching

Learning from each other

# Workshop objectives



By the end of the workshop you will have:

1. Gained insight into the 3 methods developed by the IntRef project
2. Be aware of the *Technological Toolkit* and the *Walk-through Guide* and able to use them
3. Be able to organise and facilitate the methods in your home institutions
4. Become part of the community that is piloting and developing the IntRef methods

# Workshop stages



## 1. Information about project and methods

- In your own time
- Optional online meeting in real time

## 2. Trying one of the methods

- In real time, with each other

## 3. Reflection and next steps

- In your own time
- Optional online meeting in real time



# Dates and times



## 1. Information about project and methods

- Optional online meeting
  - 21 April or 1 May at 14.00\*

## 2. Simulation of one method

- Wed, 7 May, 10.00-11.15
- Thu, 14 May, 14.00-15.15
- Mo, 18 May, 20.00-21.15
- Tue, 2 June, 10.00-11.15

## 3. Reflection and next steps

- Optional online meeting
  - Tue, 19 May, 12.00-13.00
  - Thu, 4 June 11.00-12.00

\* All times are UK time

# Record of your participation in the workshop



Erasmus+ requirement:

- Evidence of dissemination and participation in events

We are awaiting guidance for online events

Meanwhile:

- Please confirm your participation by email



# What is the project about?



# Reflective dialogue ...



me



the group


... across




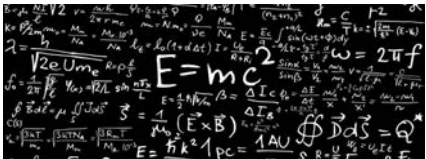
Countries



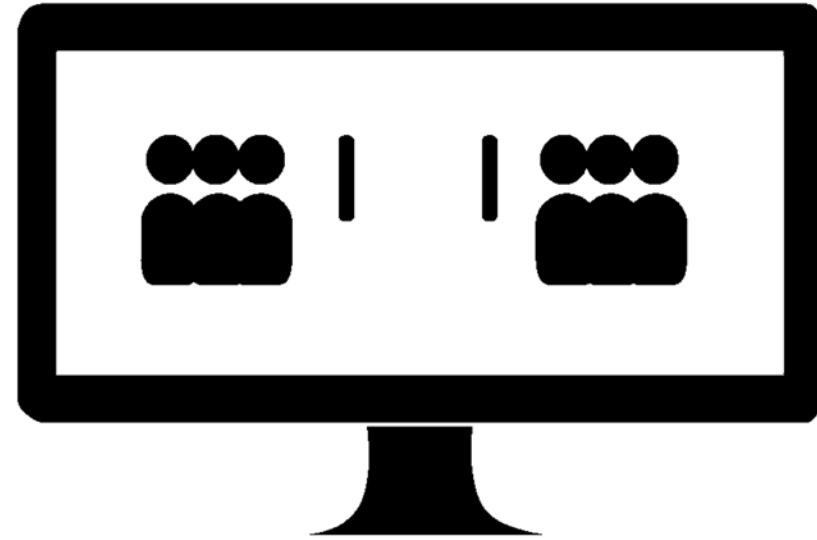

Institutions



Disciplines and  
Departments




... facilitated by technology



# Development of 3 innovative methods for reflection on teaching



Intercultural  
Reflecting  
Team



Intercultural  
Teaching Process  
Recall



Intercultural  
Peer Observation

... for transnational use, but can be used internally, too.

# Why intercultural reflection on teaching?



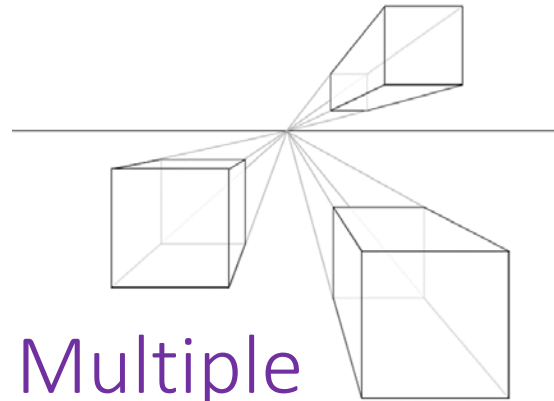

Global  
academics

New  
ideas



Self review &  
feedback

Challenging  
assumptions



Multiple  
perspectives

Critical reflection

Questioning own assumptions

Making educational rationale  
explicit

Brookfield 2017



## EUROPE



# Project partners



Durham  
University



GOETHE  
UNIVERSITÄT  
FRANKFURT AM MAIN



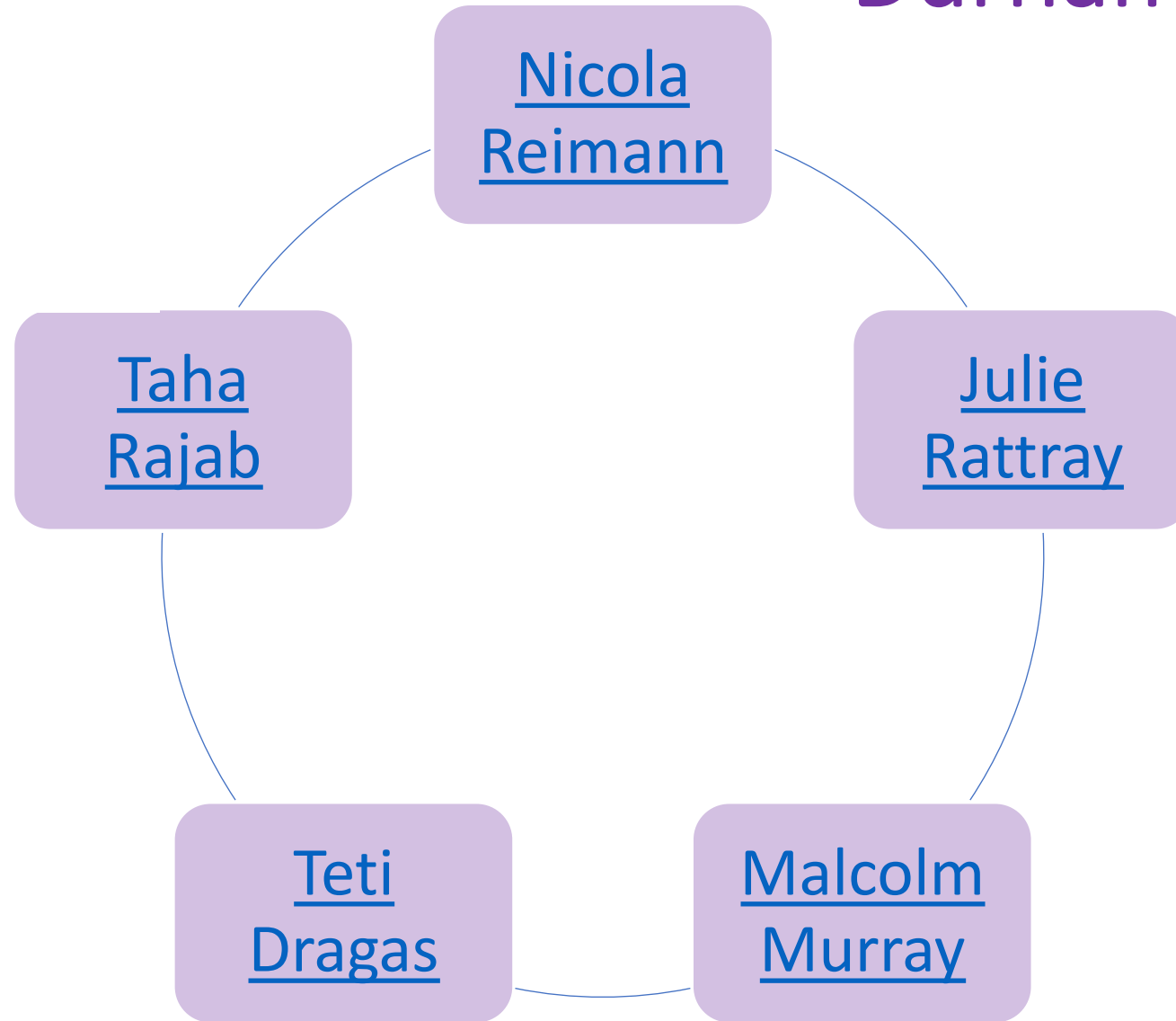
UNIVERSITÀ  
DEGLI STUDI  
DI PADOVA

# ... and YOU!





Durham Centre for  
Academic Development  
DCAD



# Purpose of these slides

To take you through  
this workshop and  
what you will do

step  
by  
step



# Information about the three IntRef methods

## Stage 1 of the online workshop



UNIVERSITÀ  
DEGLI STUDI  
DI PADOVA



# What Stage 1 is about

You will receive information about the IntRef methods and have an opportunity to discuss them and ask questions.



# What you will do in Stage 1

## **In your own time:**

Access the information available on the IntRef website, i.e.

1. Get an overview of the three IntRef methods
2. Watch three videos, one about each method
3. Look at the Technological Toolkit
4. Look at the Walk-Through Guide for Facilitators
5. Post your comments and questions about the methods and resources

## **On 21 April or 1 May:**

6. Attend an online meeting if you have the time

# Get an overview of the three IntRef methods

Three posters provide a concise overview of the methods:

- Intercultural Reflecting Team (iRT)
- Intercultural Teaching Process Recall (iTPR)
- Intercultural Peer Observation (iPO)



Click [here](#) to access the posters.

# Watch three videos, one about each method

These videos illustrate how the methods work in practice. Each of them is 2-3 minutes long.

- If you decide to use the methods, you can show these videos to potential participants so that they get an idea of what is involved.



Click [here](#) for intercultural Reflecting Team (iRT).

Click [here](#) for intercultural Teaching Process Recall (iTPR).

Click [here](#) for intercultural Peer Observation (iPO).



# Look at the Technological Toolkit

The Toolkit provides technical advice on issues such as making recordings of teaching, setting up a videoconference, choosing the most appropriate technologies.



Click [here](#) to access the Toolkit.

# Look at the Walk-Through Guide for Facilitators

The Walk-Through Guide provides step-by-step guidance for the implementation of the three methods including handouts.

- Note that this is a working version which is being finalised at the moment.



Click [here](#) to access the Guide.

# Access the MS Teams site for this workshop

The workshop is facilitated through the Microsoft Teams platform. Only registered workshop participants can access the Team.

1. Accept the initiation to join MS Teams.
2. If you have any problems with access, email [taha.rajab@durham.ac.uk](mailto:taha.rajab@durham.ac.uk)
3. Familiarise yourself with the Team.
4. Introduce yourself under 'Welcome'.



Click [here](#) to access MS Teams.

# Post your comments and questions

What do you think of the methods and resources?

1. In Teams, look at the information posted under 'Stage 1'.
2. Post your comments and questions.
  - We will respond to them in the chat.
  - Feel free to respond to other participants' posts.
  - Where appropriate, comments and questions will be discussed in the optional meeting that follows.



Click [here](#) to access MS Teams.

# Participate in an online meeting (optional)

If you wish to participate, choose one of these dates:

- 21 April, 14.00h UK time
  - 1 May, 14.00 UK time
1. Tell us which meeting you wish to attend (if any).
  2. Please accept the diary invitation to the online meeting.
  3. Use the meeting request/diary appointment to join the meeting.



Click on the link '[Join Microsoft Teams Meeting](#)'.

# Simulation of one method: intercultural Reflecting Team (iRT)

## Stage 2 of the online workshop



UNIVERSITÀ  
DEGLI STUDI  
DI PADOVA



# What Stage 2 is about

You will participate in a synchronous intercultural Reflecting Team (iRT) to experience the method for yourself.

4 slots are available.

This iRT will focus on problems from your current practice as educational developers in the times of the coronavirus.





# What you will do in Stage 2

## **In your own time:**

1. Sign up for a simulation of the intercultural Reflecting Team (iRT) method (4 slots are available)
2. Provide a case for discussion during the simulation
3. Vote on which cases to discuss

## **On the date you selected:**

4. Participate in an iRT simulation

# Sign up for an iRT slot

1. Identify two slots you can make: a first and a second choice.

- a) Wed, 7 May, 10.00-11.15 UK time
- b) Thu, 14 May, 14.00-15.15 UK time
- c) Mo, 18 May 20.00-21.15 UK time
- d) Tue, 2 June, 10.00-11.15 UK time

Since iRT needs a reasonably sized group, this will allow us to run simulations with appropriate numbers.

2. Post you choices in Teams.

- We will allocate you to one slot.



Click [here](#) to access MS Teams.

# Provide a case for discussion during the iRT

Consider the challenges encountered during the coronavirus crisis, for teaching and/or for supporting others to teach online.

- Decide on one problem/case encountered in your own practice to bring to the iRT.
  1. Access the template, available on the IntRef website under 'Stage 2', and in MS Teams in the iRT channels under 'Files'.
  2. Describe your case using the template.
  3. Post your case in MS Teams. A folder for posting cases can be found under 'Files' in the channel for your allocated iRT slot.



Click [here](#) to access the template on the website.

Click [here](#) to access MS Teams.

# Vote on which cases to discuss

A decision needs to be taken which case(s) to discuss in the iRT meeting.

1. Read everybody's cases in the folder under 'Files' in the channel for your allocated iRT slot.
2. You will receive an invitation to vote for your preferred case(s).
3. Cast your vote.



Click [here](#) to access MS Teams.

# Participate in the iRT simulation

One or two cases will be discussed in a 3-stage process:

- explanation of the case, reflection during which the presenter listens while the others discuss their case, debriefing during which the presenter summarises insights gained.
1. You will receive an invitation to attend a meeting in MS Teams or Zoom.
  2. Test your equipment and connection prior to the meeting.
  3. Follow the instructions to join the online meeting at the time specified.
  4. In MS Teams, go to the channel for your iRT slot to access the case descriptions.



Click [here](#) to access MS Teams.

# Reflection and next steps

## Stage 3 of the online workshop



UNIVERSITÀ  
DEGLI STUDI  
DI PADOVA



# What Stage 3 is about

You will reflect on your experiences of the iRT, offer feedback and consider implementation of IntRef in your own context.





# What you will do in Stage 3

## **In your own time:**

1. Post your reflections on participating in the iRt simulation

## **On 19 May or 4 June:**

2. Attend an online meeting if you have the time

# Post your reflections

What was it like to participate in the iRT?  
How could you use the IntRef methods in  
your own context?

- Post your reflections in MS Teams.
  - We will respond to them in the chat.
  - Feel free to respond to other participants' pos
  - Where appropriate, comments and questions will be discussed in the optional meeting that follows.



Click [here](#) to  
access MS Teams.

# Participate in an online meeting (optional)

If you wish to participate, choose one of these dates:

- Tue, 19 May, 12.00-13.00h UK time
  - Thu, 4 June, 11.00-12.00h UK time
1. Tell us which meeting you wish to attend (if any).
  2. Accept the diary invitation to the online meeting.
  3. Use the meeting request/diary appointment to join the meeting.



In the request, click on the link [‘Join Microsoft Teams Meeting’](#)

# Final comments

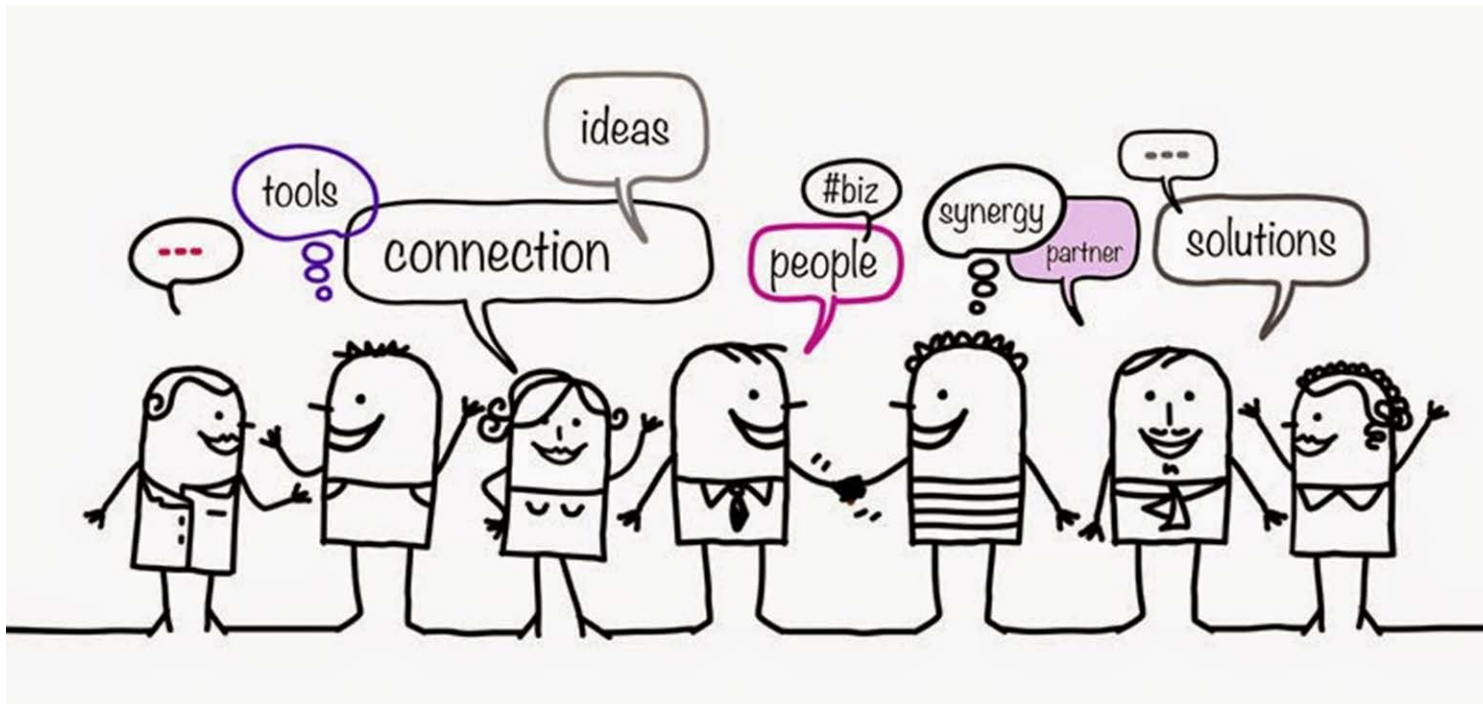
**End**  
of the online workshop



UNIVERSITÀ  
DEGLI STUDI  
DI PADOVA



# Join our experiment




We need your feedback so we can further develop the methods.  
Let us know if you want to implement the IntRef methods.

- We will try to match you with an international partner.
- We will provide support for the implementation.

# IntRef conference July 2021

## THE COMPLETE GUIDE TO CONFERENCE ATTENDEES



AT 5/18/09

Join us for the conference to be held in Durham to:

- Discuss intercultural reflection on teaching
- Network and meet experts
- Report back on your implementation

# Keep in touch!

[Nicola.reimann@durham.ac.uk](mailto:Nicola.reimann@durham.ac.uk)

[Taha.rajab@durham.ac.uk](mailto:Taha.rajab@durham.ac.uk)

[Julie.rattray@durham.ac.uk](mailto:Julie.rattray@durham.ac.uk)

[Areti.dragas@durham.ac.uk](mailto:Areti.dragas@durham.ac.uk)

[Malcolm.murray@durham.ac.uk](mailto:Malcolm.murray@durham.ac.uk)





Good-bye!

Auf Wieder-  
sehen!

Addio!



Padua November 2018